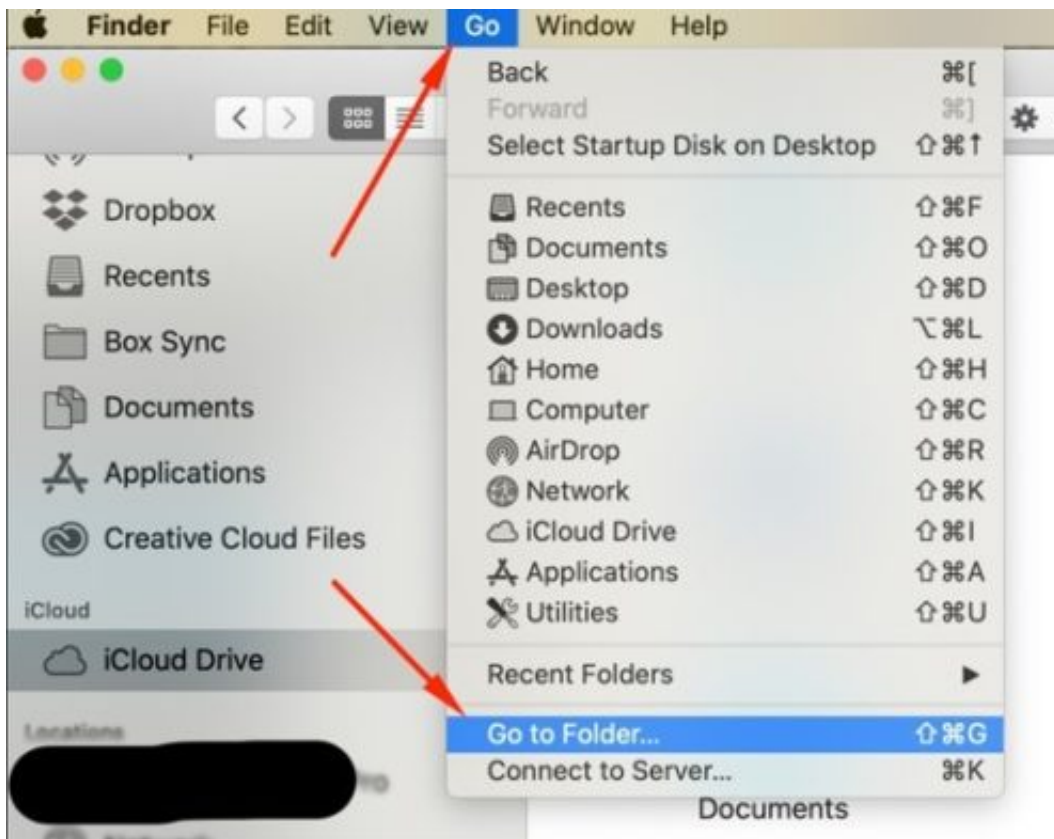


Download

[How Do I Stop The Pop Ups For Dropbox On My Mac](#)



[How Do I Stop The Pop Ups For Dropbox On My Mac](#)

Download



NOTE: You can also press “Shift + Delete” to permanently delete them immediately, bypassing the “Recycle Bin,”.. You can to delete that thumbs db file if you so choose Dropbox: Stop syncing “ghost files”.

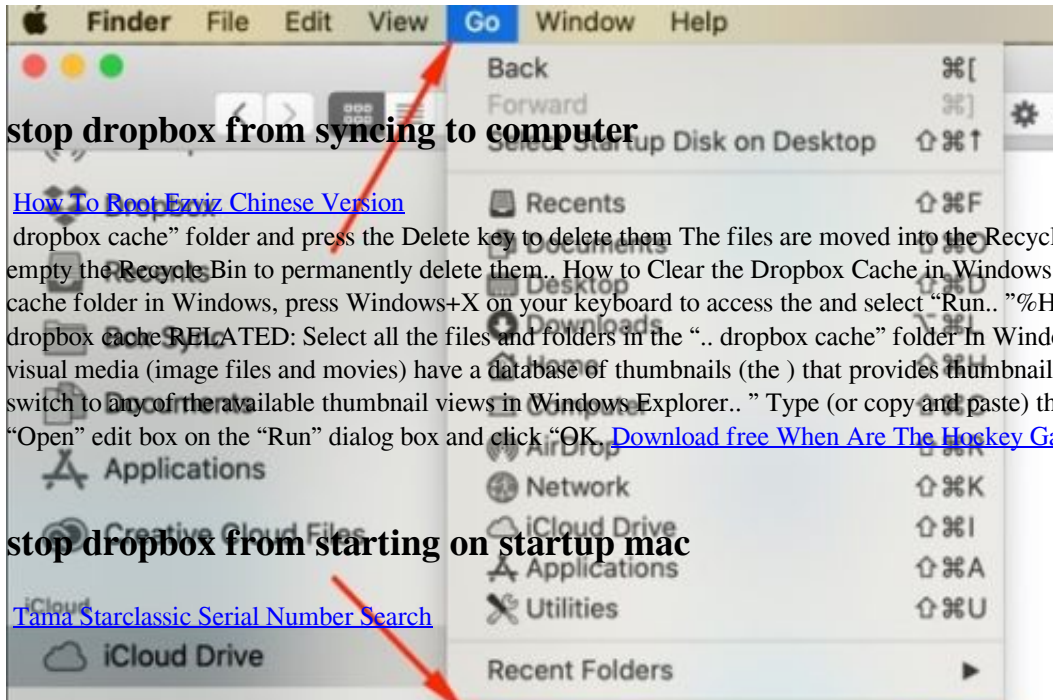
1. [stop dropbox](#)
2. [stop dropbox from syncing to computer](#)
3. [stop dropbox from starting on startup mac](#)

dropbox cache, assuming your Dropbox folder is in the default location To quickly explain: the “~” refers to your home folder, “/Dropbox” is your Dropbox folder, and “/.. So, how can I prevent these ghost files to be uploaded? Share! improve this question.. When you open a folder containing the “thumbs db” file, Windows locks that file because it’s in use.. db” file can’t be deleted because it’s in use That’s fine; the rest of your content should be deleted.

stop dropbox

stop dropbox, stop dropbox from syncing, stop dropbox notifications, stop dropbox upload, stop dropbox from opening on startup mac, stop dropbox from syncing my desktop, stop dropbox backup, stop dropbox sync mac, stop dropbox from running in background, stop dropbox from saving screenshots, stop dropbox from syncing mac, stop dropbox from syncing to computer, stop dropbox camera upload [Урна Металлическая Уличная Чертежи](#)

dropbox cache” is the hidden folder Dropbox uses as its cache Hit “Enter,” or click “Go,” and the cache folder will open.. Dropbox + Mac Mini Server = Syncing Issues DropBox syncing all folders, again? Page 1 of 2 - Why am I getting Dropbox update pop-ups all the time? - posted in All Other Applications: Just recently I get these pop-ups sometimes every few minutes whether I click yes or no on.. Therefore, when you delete the contents of the file, Windows tells you that the “thumbs.. With the Finder open, click Go in the menu bar, then click “Go to Folder” Alternatively, you can use the keyboard shortcut Command+Shift+G. [Pc Magazine Macintosh Os Xthe Best Mac Apps Pcmag Uk](#)




stop dropbox from syncing to computer

[How To Root Ezviz Chinese Version](#)

dropbox cache” folder and press the Delete key to delete them. The files are moved into the Recycle Bin, so you will need to empty the Recycle Bin to permanently delete them.. How to Clear the Dropbox Cache in Windows To access the Dropbox cache folder in Windows, press Windows+X on your keyboard to access the and select “Run..” %HOMEPATH% Dropbox dropbox cache RELATED: Select all the files and folders in the “.. dropbox cache” folder In Windows, all folders containing visual media (image files and movies) have a database of thumbnails (the) that provides thumbnail images for the files if you switch to any of the available thumbnail views in Windows Explorer.. Type (or copy and paste) the following command in the “Open” edit box on the “Run” dialog box and click “OK. [Download free When Are The Hockey Games On Tonight software](#)

stop dropbox from starting on startup mac

[Tama Starclassic Serial Number Search](#)

How to Clear the Dropbox Cache on a Mac The easiest way to clear the Dropbox cache in macOS is to head to the cache folder using the “Go to Folder...” option.. Craigslist auto posting software for mac Best mac n64 emulator You can browse this  reached, or delete everything by dragging all folders to the Trash folder on your dock..

RELATED: You may see the following “File in Use” dialog box when trying to delete files from the “.. As soon as I re-visit the folder, a flood of these ghost files pop up once again.. Either way, a window will pop up asking you which folder you want to open You want to head to ~/Dropbox/. e828bfe731 [Dota 1.26 Download](#)

e828bfe731

[Download The End Of The World](#)